







NAME :

DATE :

Willis-Knighton Medical Center  
Physical Medicine and Rehabilitation

PAIN LEVEL SCALE											
											
0		2		4		6		8		10	
0	1	2	3	4	5	6	7	8	9	10	
0=No Pain   1-2= SORE ACHE   3-4= MILD PAIN   5-6= MODERATE PAIN   7-8= SEVERE PAIN   9-10= WORST PAIN IMAGINABLE											
Understanding your pain is important to us. This scale helps us to understand and to treat your pain. <b><u>Willis-Knighton Health System</u></b>											

Using the pain scale above, please rate your current pain level.

Neck\_\_\_\_\_ Arm\_\_\_\_\_

Using the pain scale above, please rate your average pain.

Neck\_\_\_\_\_ Arm\_\_\_\_\_

Using the pain scale above, please rate your pain at the worst.

Neck\_\_\_\_\_ Arm\_\_\_\_\_

Using the pain scale above, please rate your pain at the best.

Neck\_\_\_\_\_ Arm\_\_\_\_\_